


Moving House with Preservation in Mind

Moving house is a stressful experience for anyone, but it can be especially challenging if you're trying to preserve historic or unique features.



Moving a House with Preservation in Mind (American Association for State and Local History) by Peter Paravalos

★★★★★ 5 out of 5

Language : English
File size : 26589 KB
Text-to-Speech : Enabled
Screen Reader : Supported
Enhanced typesetting : Enabled
Word Wise : Enabled
Print length : 172 pages



This article will provide you with a comprehensive guide on how to move house with preservation in mind. We'll cover everything from planning and packing to transporting and unpacking, with a focus on protecting your valuable belongings.

Planning

The first step in moving house with preservation in mind is to plan ahead.

- **Hire a professional mover.** A professional mover will have the experience and equipment to move your belongings safely and efficiently.

- **Get insurance.** Make sure your belongings are insured in case of damage or loss.
- **Take inventory.** Create a list of all your belongings, including their value and condition.
- **Pack carefully.** Use sturdy boxes and packing materials to protect your belongings from damage.

Packing

When packing your belongings, it's important to take extra care with fragile or valuable items.

- **Use acid-free paper and boxes.** Acid-free materials will help to prevent your belongings from becoming damaged by acids in the air.
- **Wrap fragile items in bubble wrap or tissue paper.** This will help to protect them from breakage.
- **Pack heavy items in small boxes.** This will help to prevent them from damaging other belongings.
- **Label all boxes clearly.** This will help you to identify your belongings easily when you unpack.

Transporting

When transporting your belongings, it's important to take precautions to protect them from damage.

- **Use a moving truck with a climate-controlled interior.** This will help to protect your belongings from extreme temperatures.

- **Secure your belongings in the moving truck.** Use straps or tie-downs to prevent them from moving around and becoming damaged.
- **Drive carefully.** Avoid sudden stops and starts, and be cautious when driving over bumps or potholes.


Unpacking

When unpacking your belongings, it's important to take your time and be careful.

- **Unpack fragile items first.** This will help to prevent them from becoming damaged.
- **Place heavy items in their designated places.** This will help to prevent them from damaging other belongings.
- **Inspect your belongings for damage.** If you find any damage, report it to your insurance company immediately.

Moving house with preservation in mind can be a challenge, but it's possible with careful planning and execution.

By following the tips in this article, you can protect your valuable belongings and make your move as smooth and stress-free as possible.




Moving a House with Preservation in Mind (American Association for State and Local History) by Peter Paravalos

★★★★★ 5 out of 5


Language : English
File size : 26589 KB
Text-to-Speech : Enabled
Screen Reader : Supported
Enhanced typesetting : Enabled

Word Wise : Enabled
Print length : 172 pages



The Devil Doctors: A Heart-wrenching Tale of Betrayal and Resilience

The Devil Doctors is a gripping novel that explores the dark side of the medical profession. It follows the story of a young doctor who...



Progress In Complex Systems Optimization Operations Research Computer Science

This book presents recent research on complex systems optimization, operations research, and computer science. Complex systems are systems that...