

Street Scene How To Draw Graffiti Style

Graffiti is a form of street art that has been around for centuries. It is often characterized by its bold colors and stylized lettering. In recent years, graffiti has become increasingly popular as a form of self-expression. If you are interested in learning how to draw graffiti, this step-by-step guide will teach you everything you need to know.



Street Scene: How To Draw Graffiti-Style by John Lee

★★★★☆ 4.6 out of 5

Language : English

File size : 34096 KB

Text-to-Speech : Enabled

Screen Reader : Supported

Enhanced typesetting : Enabled

Print length : 128 pages



Materials

- Sketchbook or drawing paper
- Pencils
- Markers
- Spray paint (optional)

Step 1: Sketch Your Scene


The first step is to sketch out your scene. This can be anything from a simple tag to a complex scene with multiple characters. When sketching,

be sure to use light strokes so that you can easily erase any mistakes.




Step 2: Outline Your Letters

Once you have sketched out your scene, you can start to outline your letters. When outlining, be sure to use consistent line weight and to make your lines smooth and fluid. You can also add shadows and highlights to your letters to give them more depth.



Step 3: Fill In Your Letters

Once you have outlined your letters, you can start to fill them in. When filling in your letters, be sure to use a variety of colors and patterns. You can also add highlights and shadows to your letters to give them more depth.



Step 4: Add Details

Once you have filled in your letters, you can start to add details to your scene. This can include anything from characters to backgrounds. When adding details, be sure to use a variety of colors and patterns to create a visually interesting scene.



Step 5: Finish Your Scene

Once you have added all of the details to your scene, you can finish it off by adding a background. When adding a background, be sure to use a color that will complement your scene. You can also add a [bFree Download](#) to your scene to give it a more polished look.



Graffiti is a fun and challenging art form that can be enjoyed by people of all ages. If you are interested in learning how to draw graffiti, this step-by-step guide will teach you everything you need to know. With a little practice, you will be able to create your own unique and stylish graffiti scenes.



Street Scene: How To Draw Graffiti-Style by John Lee

★★★★☆ 4.6 out of 5

Language : English

File size : 34096 KB

Text-to-Speech : Enabled


Screen Reader : Supported

Enhanced typesetting : Enabled

Print length : 128 pages


FREE

DOWNLOAD E-BOOK



The Devil Doctors: A Heart-wrenching Tale of Betrayal and Resilience

The Devil Doctors is a gripping novel that explores the dark side of the medical profession. It follows the story of a young doctor who...



Progress In Complex Systems Optimization Operations Research Computer Science

This book presents recent research on complex systems optimization, operations research, and computer science. Complex systems are systems that...