


Tips, Tools, and Techniques for Learning the Craft Heritage Crafts

Craft heritage crafts are a beautiful and timeless way to express yourself creatively. Whether you're interested in woodworking, metalworking, weaving, pottery, or any other craft, there's a rich history and tradition of skills and techniques that can help you create beautiful and unique pieces.



Fraktur: Tips, Tools, and Techniques for Learning the Craft (Heritage Crafts) by Ruthanne Hartung

★★★★☆ 4.6 out of 5

Language : English
File size : 47257 KB
Text-to-Speech : Enabled
Screen Reader : Supported
Enhanced typesetting : Enabled
Print length : 160 pages



If you're new to craft heritage crafts, or if you're looking to improve your skills, this book is the perfect resource. Packed with tips, tools, and techniques, this book will help you master the basics of each craft and create beautiful pieces that you'll be proud of.

Chapter 1: Woodworking

Woodworking is one of the oldest and most versatile crafts. With a few simple tools, you can create beautiful and functional pieces of furniture, home décor, and other objects.

In this chapter, you'll learn the basics of woodworking, including:

- Choosing the right wood for your project
- Using basic woodworking tools
- Joining wood pieces together
- Finishing your woodworking projects

Chapter 2: Metalworking

Metalworking is another ancient craft that can be used to create beautiful and functional objects. With the right tools and techniques, you can shape metal into a variety of forms, from jewelry to furniture to sculptures.

In this chapter, you'll learn the basics of metalworking, including:

- Choosing the right metal for your project
- Using basic metalworking tools
- Shaping metal using heat and force
- Finishing your metalworking projects

Chapter 3: Weaving

Weaving is a versatile craft that can be used to create a variety of textiles, from clothing to blankets to rugs. With a few simple tools, you can learn to weave beautiful and unique fabrics.

In this chapter, you'll learn the basics of weaving, including:

- Choosing the right yarn for your project

- Setting up a loom
- Weaving different patterns
- Finishing your weaving projects

Chapter 4: Pottery


Pottery is a beautiful and ancient craft that can be used to create a variety of functional and decorative objects. With the right tools and techniques, you can shape clay into a variety of forms, from bowls to vases to sculptures.

In this chapter, you'll learn the basics of pottery, including:

- Choosing the right clay for your project
- Using basic pottery tools
- Shaping clay using a wheel or by hand
- Glazing and firing your pottery projects

Craft heritage crafts are a beautiful and rewarding way to express yourself creatively. With the right tips, tools, and techniques, you can master the skills of woodworking, metalworking, weaving, pottery, and more. This book is the perfect resource for anyone who wants to learn the craft heritage crafts and create beautiful and unique pieces.

Free Download your copy of Tips, Tools, and Techniques for Learning the Craft Heritage Crafts today!



Fraktur: Tips, Tools, and Techniques for Learning the Craft (Heritage Crafts) by Ruthanne Hartung

★★★★☆ 4.6 out of 5

Language : English
File size : 47257 KB
Text-to-Speech : Enabled
Screen Reader : Supported
Enhanced typesetting : Enabled
Print length : 160 pages


FREE

DOWNLOAD E-BOOK



The Devil Doctors: A Heart-wrenching Tale of Betrayal and Resilience

The Devil Doctors is a gripping novel that explores the dark side of the medical profession. It follows the story of a young doctor who...



Progress In Complex Systems Optimization Operations Research Computer Science

This book presents recent research on complex systems optimization, operations research, and computer science. Complex systems are systems that...